



SWEDISH INNOVATION, QUALITY & DESIGN.

EN

Granule Smart+[®]



GRANULDISK[®]

The ultimate kitchen solution.

GRANULE SMART+®

Front loaded Granule Smart+ is a match made in heaven for kitchens with a broad variety of wash ware. It is blessed with dual power: Plus mode for crockery, glass and plastic ware, as well as Granule Technology™ for pots, pans, chicken grids, and other items that need an extra boost. Granule Smart+ fits in less than 1 sqm with a smart built-in loading table, or as a system with multiple baskets and trolleys. It will clean and sanitise all wares used for cooking in a professional kitchen.

GRANULE SMART+® INCORPORATES THE INNOVATIVE GRANULE TECHNOLOGY™ AND ELIMINATES THE NEED TO PRE-WASH POTS AND PANS.



LESS CHEMICALS.

Saves up to 2,8 litres per day
- up to 840 litres per year



LESS WATER.

Saves up to
1,400 litres per day and up to
420,000 litres per year



LESS ENERGY.

Saves up to 50 kWh per day
- up to 15,000 kWh per year.
Add EcoExchanger® to save even more



LESS TIME.

Pre-washing eliminated
- clean pots and pans in 2,5 minutes



HIGH CAPACITY.

7 GN1/1 per cycle
- up to 168 GN1/1 or GN1/2 per hour
(max. depth 65 mm)



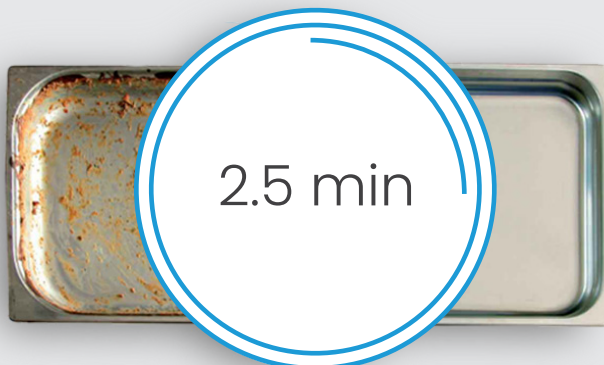
FOOD SAFETY.

All wash programmes comply with
the hygiene guidelines of the
DIN 10534 standard



USER-FRIENDLY DESIGN.

Eye-level control panel.
Large buttons and clear symbols.
Reminders and messages on the display.
Built-in loading table for the wash basket.
Red and green indicator lamps.
USB port for export of HACCP log files.



power
GRANULES® BIO

The savings above are based on a sample site preparing 800 meals per day and 300 operational days per year. The comparison features manual washing in sinks compared to Granule Smart+ with a mix of wash cycles.

AVAILABLE IN FOUR EDITIONS.

Granule Smart+® is available in four editions. Each edition comes with a selected accessories package and can be further customised to your needs by adding one or more smart accessories.



GRANULE SMART+® - STANDARD EDITION.

Art no. 27022



Granule Smart+ Standard Edition is a stand-alone version that works with our standard pot wash basket (26426) and lower door hatch that folds out into a built-in loading table. The low total height of the pot washer allows it to be located even in small and cramped spaces as it occupies less than 1m² floor space.



GRANULE SMART+® - FREEFLOW EDITION.

Art no. 27023


Granule Smart+ FreeFlow Edition maximises flexibility, flow and capacity by adding two trolleys and an extra standard pot wash basket (26426). This setup allows for multitasking and emptying/filling one basket while the other is washed. The trolley offers loading options in two levels and can be used to either transport wash ware or the whole basket. Lockable swivel wheels enable you to safely park the trolley when needed.



GRANULE SMART+® - RETAIL EDITION.

Art no. 27024

Granule Smart+ Retail Edition is a complete package for the customer within the retail sector. It contains the wash basket with bottom grid (26140), one wash basket for plates and crockery and one cover grid. A setup that makes it easy to clean stubborn chicken grids, but also the more delicate deli counter display wares.



GRANULE SMART+® - RETAIL FREEFLOW EDITION.

Art no. 27025

Granule Smart+ Retail FreeFlow Edition is a boosted version of the Retail Edition package, adding an extra pot wash basket (26140) and two trolleys. This setup allows for multitasking and emptying/filling one basket while the other is washed.

ACCESSORIES.

Granule Smart+® Editions can be further customised to fit your unique needs by adding one or more smart accessories and inserts.

STANDARD WASH BASKET.

Art no. 26426

Capacity: 6 GN 1/1 65 mm or 3 GN 1/1 up to 200 mm + 3 GN 1/1 up to 65 mm. Equipped with small hooks, which enable up to 12 small containers (1/4, 1/6, 1/9) to be loaded directly into the wash basket.

(1x included in Standard Edition. 2x included in FreeFlow Edition.)



WASH BASKET WITH BOTTOM GRID.

Art no. 26140

For customers that washes items from the Gastronorm range, but also have a larger mix of other items. The bottom grid prevents handles etc. from slipping through the bottom of the basket.

(1x included in Retail Edition. 2x included in Retail FreeFlow Edition.)



HOLDER FOR BOWLS & POTS WITH INTEGRATED LADLE HOLDER.

Art no. 13756



To be placed inside the round wash baskets. Capacity: up to 5–6 bowls or pots. Height of ladles max. 500 mm.



INSERT FOR TRAYS, GRIDS, LIDS, CUTTING BOARDS ETC.

Art no. 19992

To be placed inside the round wash baskets. Holds 2 GN 2/1 or 6 baking trays 600 x 400 mm up to 20 mm edge and 2 GN 1/1 sized trays, up to 16 grids, up to 8 chopping boards and GN 1/1 lids.



POT BASKET.

Art no. 21423

Holds 2 large pots (200 mm) or 1 large pot (400 mm). Placed in machine instead of Standard wash basket.



FLEXIBLE POT HOLDER.

Art no. 25188

Rubber strap with two hooks. Rubber strap to be placed around pot and hooked onto the basket.



HOLDER FOR STORAGE OF ACCESSORIES.

Art no. 6001159

To store inserts and accessories not in use. Can be hung from either side of the machine.



TROLLEY FOR WASH BASKET.

Art no. 24637

Maximises flexibility and flow and enables an ergonomic way of working.

(2x included in FreeFlow Edition. 2x included in Retail FreeFlow Edition.)



MULTIFLEX HOLDER FOR SAUCEPANS, SMALL BOWLS, SIEVES etc.

Art no. 20554

To be placed inside the round wash baskets. Capacity: up to 3–4 saucepans or up to 4–5 small bowls, sieves etc.




Registered design.



WASH BASKET FOR PLATES AND CROCKERY.

Art no. 19882

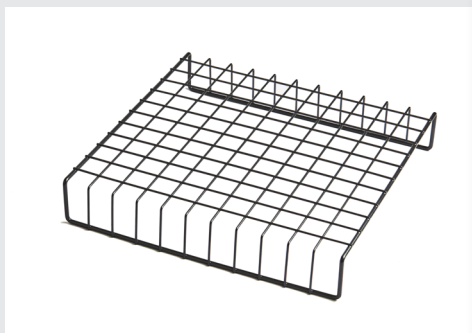
500 x 500 mm



COVER GRID.

Art no. 13796

Cover grid for 500 x 500 mm wash basket. Prevents light items from being flushed out of the basket during a wash cycle.



WASH BASKET FOR GLASSES AND CUPS.

Art no. 27068

500 x 500 mm



WASH BASKET FOR CUTLERY.

Art no. 27069

500 x 500 mm



GRANULE SMART+® TECHNICAL DATA.

GENERAL.

Design	Front loaded with rotating wash basket
Outer dimensions (H x W x D - door open)	2 079 mm (± 25) x 1 025 mm x 1 317 mm
Loading volume	220 litres (Ø 700 mm x H 570 mm)
Weight (filled / empty)	465 kg / 331 kg
Wash tank volume	108 litres
Rinse water volume	4 litres (ECO program) 6 litres (Short / Normal program) <i>To achieve 3,600 HUE in accordance with NSF/ANSI 3, 6 litres is necessary.</i>
Rinse water volume PLUS mode	4 litres
Granule volume	8 litres
Wash water temperature	65 °C
Rinse water temperatur	85 °C
Sound pressure level	70 dB (A)

PROGRAMS & CAPACITY.

Wash programs with / without Granules	ECO: 2 min, 30 sec / 2 min, 30 sec Short: 3 min, 30 sec / 2 min, 40 sec Normal: 5 min, 30 sec / 4 min, 40 sec
Wash programs PLUS mode (crockery wash)	ECO: 1 min, 30 sec Short: 2 min Normal: 2 min, 30 sec
Max. / normal capacity per hour (normal capacity incl. handling)	Standard Edition: 168/126 GN1/1 or similar in other pots FreeFlow Edition: 168/147 GN1/1 or similar in other pots
Max./normal capacity PLUS mode per hour (normal capacity incl. handling)	40/33 500x500 mm wash baskets
Capacity pot wash per program	6+1 GN 1/1 65 mm depth or 3 GN 1/1 up to 200 mm depth and 3 GN 1/1 up to 65 mm depth, or similar in other pots.

ELECTRICAL CONNECTION.

Voltage**	3~ 400-415 V/50 Hz + PE / 3~ 380 V/50 Hz + PE
Fuse (at output 17.2 kW)	32 A (400/415 V, 380 V)
Max output (hot or cold fill)	17.2 kW
Wash pump motor	2.2 kW
Wash pump motor PLUS mode	0.7 kW
Rinse pump motor	0.11 kW
Heater wash tank*	14 kW
Heater rinse tank*	14 kW
Enclosure rating	IPX5

WATER CONNECTION.

Hardness/Connection	Total hardness: 3-7 °dH, 5-12 °TH, 53-125 PPM / ¾" BSP male (DN20) <i>Note: Reverse osmosis/distilled water must not be used.</i>
Connection A	17.2 kW unit: 1-6 bar, 15 l/min, 5-65 °C (hot or cold fill)
Connection F (optional)	17.2 kW unit w. steam reduction (option): 3-6 bar, 15 l/min, < 20 °C 17.2 kW unit w. EcoExchanger (option): 1-6 bar, 15 l/min, < 20 °C

DRAIN & VENTILATION.

Ventilation with steam reduction	200 m³/h
Ventilation without steam reduction	500 m³/h
Ventilation with EcoExchanger®	100 m³/h
Heat emitted to room with steam reduction (total/sensible/latent)	1.7 kW / 0.8 kW / 0.9 kW
Heat emitted to room without steam reduction (total/sensible/latent)	2.4 kW / 0.8 kW / 1.6 kW
Heat emitted to room with EcoExchanger® (total/sensible/latent)	1.3 kW / 0.8 kW / 0.5 kW
Drainage pipe	Pipe Ø 32 mm
Drain	Capacity requirement 50 l/min. No drain pump, gravity drain. <i>The machine must not be placed directly over a drain.</i>
Detergent and rinse aid	Required. 230 VAC signal is available from a separate box. Max load total 0.5 A.



VOLTAGE OPTIONS.

Cannot find your special requirements in the list? All GRANULDISK pot washers are built to order and can often be customised to fit specific voltage and water conditions.

What are your needs?

Talk to your GRANULDISK sales representative or preferred Certified GRANULDISK Sales Partner for more information about customisations.



MARINE OPTION.

Installing Granule Smart+® in an offshore operation? Ensure steady operation and safe use with the Marine Option:

- double level sensors in the wash tank
- feet can be bolted to the floor to prevent sliding and tipping

Talk to your GRANULDISK sales representative or your preferred Certified GRANULDISK Sales Partner for more information about the Marine Option.



STEAM REDUCTION OR ECOEXCHANGER® ?

With the add-on *steam reduction* to your Granule Smart+® you ensure a more pleasant working environment for staff and lower the ventilation requirements. Adds 70 seconds to the total time of the wash program. For PLUS mode the addition is 50 seconds.



The add-on *EcoExchanger®* cleverly combines steam reduction and heat recovery in one and improves the working environment while also reducing the energy needed for heating the wash tank by up to 40%. Adds 80 seconds to the total time of the wash program.

Talk to your GRANULDISK sales representative or your preferred Certified GRANULDISK Sales Partner for more information about steam reduction and EcoExchanger® for Granule Smart+®.



* Never operate simultaneously.

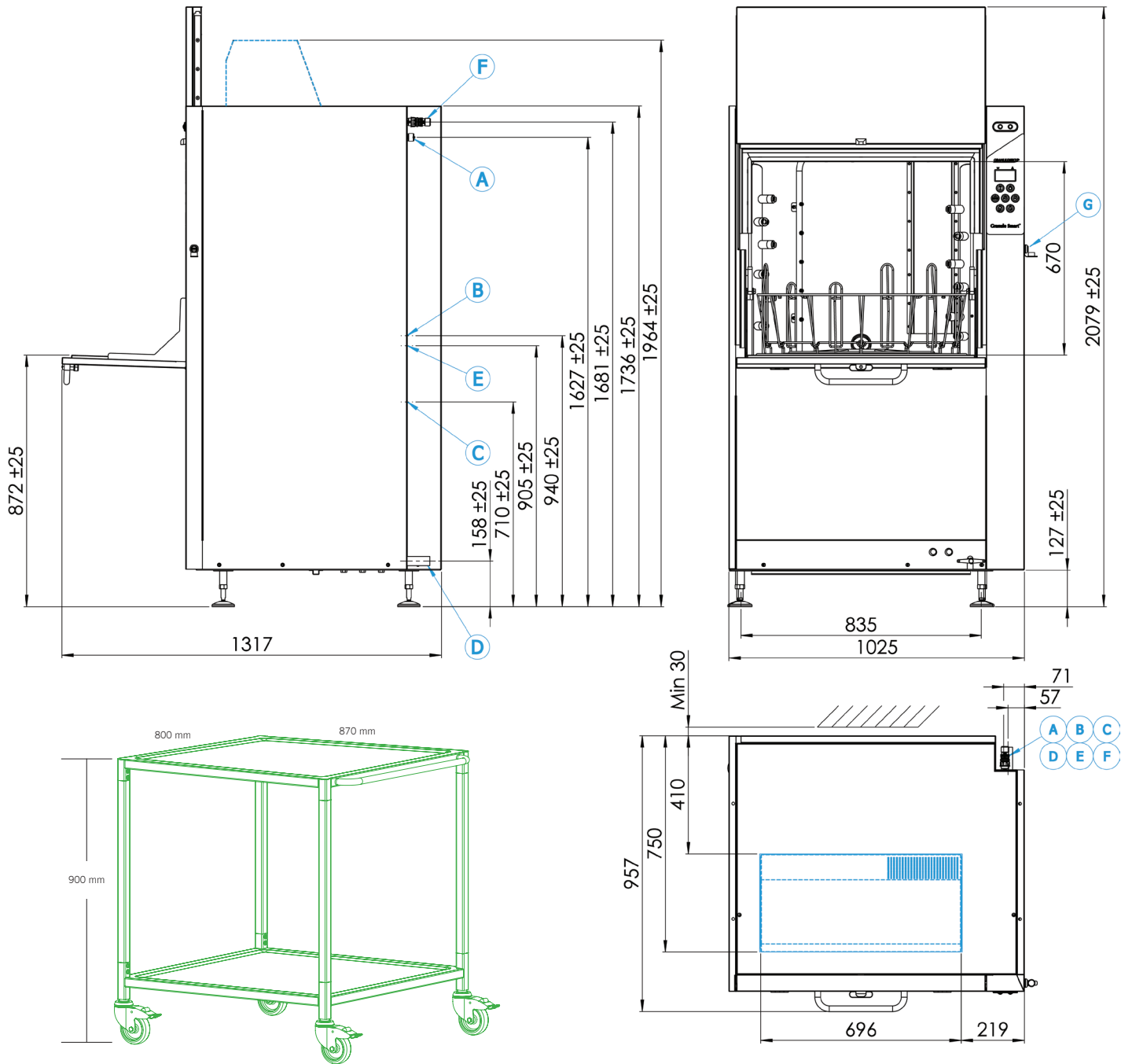
** For all available voltage options, please turn to your sales representative or consult a valid pricelist.

Granule Smart+® is supplied with a 2-metre-long power cable (without plug) for connection to an approved mains switch. The mains switch is not included in the delivery.

GRANULE SMART+® INSTALLATION.

(A/F) Water inlet. (B/E) Detergent/drying agent connection. (C) Electrical connection. (D) Drain. (G) USB port.

See previous page for details.



..... EcoExchange® (optional add-on)
— Wash Basket Trolley x 2 (valid for FreeFlow Edition and Retail Edition FreeFlow only)

(mm)